



Transition Booklet for SEND Students





All about ME

My name is...

I am years old

My Primary school is called...

These are the people I live with...

3 things that I am GOOD at...

1. _____
2. _____
3. _____

My 3 favourite subjects are:

1. _____
2. _____
3. _____

My 3 favourite books are:

1. _____
2. _____
3. _____



As you say 'Goodbye' to your primary school and 'Hello' to Meden School

How do you FEEL?

It is normal to have lots of worries about joining a new school.
Here are some of the things that you may be worried about.
Tick the ones that worry you the most.

Making new friends	Learning a new timetable
Dinner time	The consequence system
Having a different uniform	Being on time
Finding my way around	Break times
Getting to school	Learning new subjects
Having lots of different lessons in one day	Joining clubs
Not understanding the work	School rules
Homework	Meeting my new tutor
Meeting my new teachers	Being able to do the work
Being with older pupils	Getting changed for PE

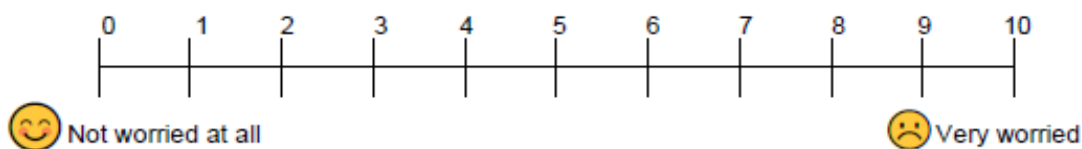


What can you do to help you worry less about these things?

Think about the thing that worries you the MOST about coming to Meden School. It might be one of the things you ticked on the page before?

My biggest worry is...

Circle how worried you are about this...



What would help you move 1 step closer to 0?

Who can help you feel less worried about this?

If you had this worry before, how did you manage it?



Common Questions Answered

What time does school start?

The school gates close at 8:45am. You need to get to school before the gates close. Your day begins with Tutor time at 8:50am

What time does school finish?

School on a Monday, Tuesday, Wednesday and Thursday finishes at 3:25pm. We also offer enrichment on Mondays and Tuesday from 3:25pm until 4:05pm. Enrichment sessions are enjoyable activities that will give you new skills and experiences that are different to what you learn in your lessons. On a Friday, you will finish at 2:35pm

What is Personal Development?

These lessons are a way of teaching you things that are not covered in your other lessons such as hygiene, friendship groups and keeping safe on line.

What do I do at lunch time?

You can buy things from the canteen or bring your own packed lunch. There are 2 areas where you can sit and eat: the dining hall and the main school hall. Please do not eat food outside. The Impact Centre offers a quieter place to eat if you are invited to go in there.

What if I get bullied?

We have a zero-tolerance policy to bullying and will not tolerate it. If anybody says or does anything nasty, you must let your tutor or Achievement Leader know.

What does my tutor do?

You will see your tutor every day, and they can talk to you about any worries or questions you have.

Who is my Achievement Leader?

Your Achievement Leader is Mr Hyatt and he teaches Maths. He is in charge of supporting all the Year 7 Pupils.

Who is the Head Teacher?

The Headteacher is currently Mr Smith but we will have a new Headteacher in September & we will let you know who it will be.

**What if I am struggling in my class?**

Your teachers will always want to help you, so it is important you ask for help if you are struggling. If you have a TA in the classroom, they will be happy to help as well. Your Tutor and Head of Year are usually available at break and lunch time to help you too.

Do I get rewards for good behaviour or working hard?

We reward students for working hard, good behaviour, great effort, being resilient and being kind with Attitude to Learning points. These are added up and there are lots of amazing prizes to be won each half term.

If you are outstanding in your lesson, you may get a Golden Ticket (worth 5 or 10 ATL points). There is no limit to how many golden tickets you get. Every week we give a prize per year group for 100% attendance and 'Zero Heroes'. A Zero Hero is someone who has no negative points that week for behaviour.

When can I go to the toilet?

Break and lunch time is the best time to go to the toilet. If you really need to go you can ask your teacher if you can go during lesson times on occasion. They will sign the back of your Culture Card before you leave. If you have a medical issue, then talk to Miss Gargas (in student services) who may be able to issue you with a toilet pass.

What is the uniform like?

- Black trousers
- Meden Blazer
- Striped clip-on tie
- White shirt
- Formal school shoes (no trainers)



PE Kit is

- black or Navy Shorts or joggers
- A Meden PE top
- Trainers
- Hoodie if you want one in cold weather (only allowed in PE)

Important Rooms

The Inclusion Centre

This is a quiet place where students can go if they would like to. You may also go and do some work in there in smaller groups. This is where the TAs and Miss Hickinbotham usually are!



The Dining Room

This is open at break and lunch time and for breakfast before school. If you get a school dinner this is where you buy it from and there is a wide selection of different foods to choose from including hot food and sandwiches. The menus are on our website.

The Main School Hall

The hall has lots of uses. Assemblies are held here, and you can eat it here at lunch and break times.

We also watch school productions in there and concerts.





Getting Organised

When you come to Meden School you will be given a timetable that shows you when and where all your lessons are. You will also be given a pencil case, white board and a lanyard to wear with your uniform. Each day you will need to look at your timetable to see which lessons you have and you will need to ensure that you are prepared for all your lessons, and have the right equipment in your bag. This might be an example of a typical day on your timetable.

	Monday	Tuesday	Wednesday	Thursday	Friday
TP	Tutorial session 7E/St A20 Ms S Cooper	Tutorial session 7E/St A20 Ms S Cooper	Tutorial session 7E/St A20 Ms S Cooper	Tutorial session 7E/St A20 Ms S Cooper	Tutorial session 7E/St A20 Ms S Cooper
1	Design & Technology 7Dt/A-5 K7 Mrs E Streets	English 7En/A-4 LIB Mr N Oxford	Spanish 7Sp/A-4 A11 Miss L Carr	Performing Arts 7Dr/A-4 E13 Miss O Singleton	Mathematics 7Ma/A-4 B8 Mr T Clark
2	Mathematics 7Ma/A-4 B5 Mr S Hyatt	Ict 7It/A-4 K1 Miss T West	Mathematics 7Ma/A-4 B8 Mr T Clark	Mathematics 7Ma/A-4 B8 Mr T Clark	Science 7Sc/A-4 A7 Mrs F Garlick
3	History 7Hi/A-4 B10 Mr D Penman	Mathematics 7Ma/A-4 B8 Mr T Clark	Geography 7Gg/A-4 B16 Mr L Salway	English 7En/A-4 B20 Miss O Singleton	Science 7Sc/A-4 A15 Mr T Currie
4	Music 7Mu/A-4 K11 Mrs R Archdale	Spanish 7Sp/A-4 A11 Miss L Carr	Science 7Sc/A-4 A15 Mr T Currie	Design & Technology 7Dt/A-5 K9 Mrs M Rawling	Phys. Ed 7Pe/A-2 GYM Mr P Buxton
5	English 7En/A-4 B20 Miss O Singleton	English 7En/A-4 B24 Miss C Jones	Art 7Ar/A-4 B12 Mrs E Streets	Religious Studies 7Rs/A-4 B20 Miss O Singleton	Phys. Ed 7Pe/A-2 GYM Mr P Buxton
6	Science 7Sc/A-4 A19 Miss S Slack	Geography 7Gg/A-4 B16 Mr L Salway	English 7En/A-4 B24 Miss C Jones	History 7Hi/A-4 B11 Mr D Penman	
X	Enrichment 7Ez/abItalian. B20 Mr H Shabbir				

As you can see it tells you the following

- Your subject
- Your class code (7En/A-4)
- Your Teacher
- Your room



Planning your Journey

Planning your journey to school.
It will help you to write a plan on how to get to school (rough timings if you can)

Once you have decided the safest and quickest route to school, then set a date to practice.

Date Time

Who is going?

How long did it take you?

What time do you need to leave the house to arrive at school on time?

Remember there may be more traffic in September so you may need to leave the house earlier.

Once you have practiced with a grown up, then try and practice with a friend.

(always let an adult know beforehand)



Your Profile



You are going to complete your Profile together with your family. This activity will let you talk and think about what you would like your new form teacher to know about you! It also helps you to think positively about yourself which is important when you are about to start a new school.



Draw or find a picture you like of you and stick it into the middle of the sheet.

Now think about the **positive** aspects of your personality... the **good** things about you and what you like doing to show your new form teacher.

With help from your family write down on the Profile Sheet (overleaf)...

Use the 'Profile' sheet



- ★ What do you enjoy?
- ★ What are you good at?
- ★ What does your teacher (or other people) like about you?
- ★ What have you achieved this year?



Write your answers down around the picture of you.



Letter to My Teacher

Name of Primary School

Date

Dear _____

I am looking forward to coming to Meden School because...

I am nervous about the following things ...

My favourite thing about Primary School was...

My least favourite thing about Primary School was...

My friends would describe me as...

Something I would like you to know about me...

I look forward to seeing you in September,
Kind regards,




Primary School Memories



Primary school memories



Take a trip down memory lane with your family and friends. It's important when you have a big change ahead to think about what you are leaving behind on your journey – it's a big thing to leave primary school. Hunt out drawings, photos, certificates, and awards and any other evidence of your life in primary school.



Remembering together . . .

Talk to a member of your family about your memories of Primary School right from when you started in nursery or reception. Here are some questions you might want to start with.....

- ★ Which events, trips, plays, assemblies, sports, and music activities do you remember?
- ★ What jobs or roles of responsibility have you had in primary school?
- ★ What lessons have you enjoyed the most? (or the least?)
- ★ Who have been your best friends at primary, how long have you known them?

- ★ Which of the teachers do you remember and why?
- ★ What is your favourite memory?
- ★ Is there something you would rather forget?
- ★ Is there something in particular you remember about a school event?
- ★ Can you think of a time when something made you laugh? Or made you worried or scared?



Write down your family's memories here



Notes

Making Friends

A guide to making friends.

Top Tips!

- ✓ Smile
- ✓ Ask questions
- ✓ Try new things
- ✓ Accept that we are all different
- ✓ Join new clubs
- ✓ Be a good listener and take an interest in what people are saying
- ✓ Be kind. Treat people in the same way that you would like to be treated.
- ✓ Avoid gossip and drama. Do not make fun at the expense of others or use banter.
- ✓ Share interests. What have you got in common?



List 3 interesting things about yourself:

1.

2.

3.



At Meden School we expect students to be



Polite Kind Responsible

We want you to always work hard & do your best!
We look forward to meeting you soon!

from all of the Teachers at Meden School

For SEND enquiries, please email the team at send@medenschool.co.uk

